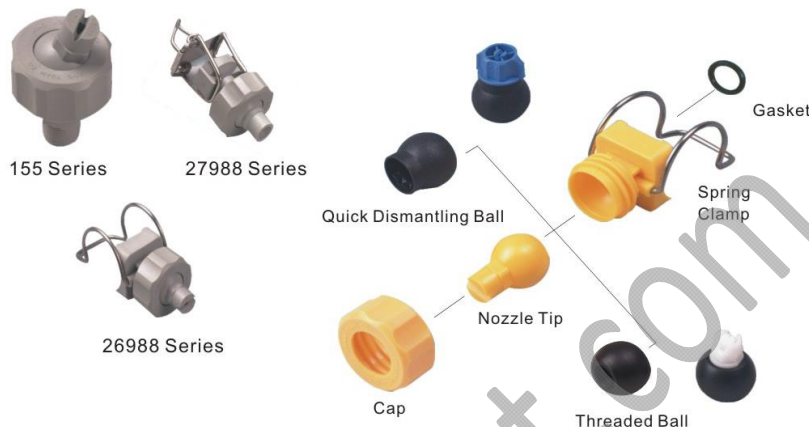




Adjustable Clamp nozzle



Design features

Adjusting Ball-Type Nozzle have got two types: clamp connection type(26988/27988 series) and thread connection type(155series). The clamp connection type nozzle is positioned on the pipe with spring clamp while the thread connection type nozzle is positioned by the way of thread connection.


Adjusting Ball-Type Nozzle provides hollow cone spray pattern, solid cone spray pattern and flat fan spray pattern. It meets various needs by directly connecting ball spray tip or by indirectly connecting spray tip with threaded ball or quick dismantling ball. It permits accurate alignment and convenient nozzle positioning without disturbing pipe connection.

Adjusting Ball-Type Nozzle allows for quick and easy tip replacement. Spray tips can be removed without the use of tools, removing the existing spray tip by hand and installing the new tip.

Clamp Nozzle Specification

Type	Clamp Size (inch)	Clamp Outer Dia. (mm)	Pipe Orifice Dia. (Mm)
26988	1	32-35	14
	1-1/4	38-43	16
	1-1/2	44-51	18
27988	2	54-60	20
	1/2	21	14
	3/4	27	
2	54-60		

Spray Pattern



Hollow cone

solid cone

flat fan

Threaded Nozzle Specification

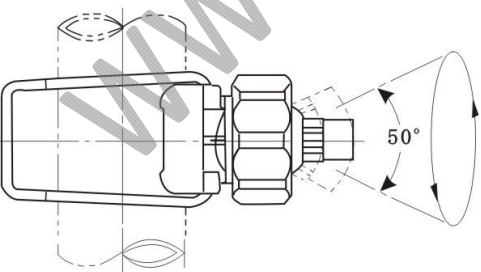
Type	Connection Thread Size (inch)
155	1/8
	1/4
	3/8
	1/2

common application

- Metal Cleaning
- Degreasing and phosphating in surface treatment
- Other Low Pressure Applications

material characteristics

Parts	Materials
Cap Spray Tip Base	Fiber-glass-reinforced PP(25%fiber) with maximum temperature of 82°C good performance on chemical resistance
	carbon fiber-glass-reinforced PP(40%fiber) with maximum temperature of 120°C good performance on chemical resistance and abrasion resistance
Spring Clamp	Spring Clamp/hardened 304 stainless steel
Gasket	butadiene acrylonitrile rubber
	fluorine rubber



Performance data

Hollow Cone Spray Tip



nozzle type	Capacity liters per minute							Spray angle		
	0.3bar	0.7bar	1bar	1.5bar	2bar	3bar	4bar	0.5bar	1.5bar	4bar
AT15-30.1	6. 2	8. 8	10. 4	12. 6	14. 5	17. 6	20. 2	46°	49°	51°
AT25-30.1	7. 5	10. 7	12. 7	15. 4	17. 6	21. 4	24. 6	45°	47°	50°
AT55-50.1	13. 5	19. 0	22. 7	27. 8	32. 0	39. 2	45. 2	38°	46°	48°
AT55-50.3	13. 5	19. 0	22. 7	27. 6	31. 8	38. 7	44. 4	75°	45°	76°



Flat Fan Spray Tip



Spray Tip Type (spray angle at 3 bar)						Capacity(L/min)							
15°	25°	40°	50°	65°	80°	0.3bar	0.7bar	1bar	1.5bar	2bar	3bar	4bar	
				CT6510	CT8010	1.2	1.9	2.3	2.8	3.2	3.9	4.6	
		CT4020	CT5020	CT6520		2.5	3.8	4.6	5.6	6.5	7.9	9.1	
	CT2530	CT4030	CT5030	CT6530		3.7	5.7	6.8	8.4	9.7	11.8	13.7	
		CT4040	CT5040	CT6540	CT8040	5.0	7.6	9.1	11.2	12.9	15.8	18.2	
CT550		CT4050	CT5050	CT6550		6.2	9.5	11.4	14.0	16.1	19.7	23	
	CT2560	CT4060	CT5060	CT6560	CT8060	7.5	11.4	13.7	16.7	19.3	24	27	
CT1570	CT1570	CT4070	CT5070	CT6570	CT8070	8.7	13.3	16.0	19.5	23	28	32	
CT15100	CT15100	CT40100	CT50100	CT65100	CT80100	12.5	19.1	23	28	32	39	46	

Full Cone Spray Tip



nozzle type	Capacity(L/min)							Spray angle		
	0.3bar	0.7bar	1bar	1.5bar	2bar	3bar	4bar	0.5bar	1.5bar	4bar
BT6	1.6	2.3	2.6	3.2	3.7	4.5	5.1	69°	74°	68°
BT12.5	3.4	4.8	5.4	6.8	7.7	9.3	10.6	69°	74°	68°
BT25	6.7	9.5	10.9	13.5	15.4	18.6	21	64°	67°	63°
BT50	13.5	19.1	21.9	27	31	37	42	91°	94°	88°

Quick Dismantling Ball Specification



Quick Dismantling Ball Type	Connection Object
BLQ	Quick Dismantling Object

Threaded Ball Specification



Threaded Ball Type	Thread Size inch
BL1	1/8
BL2	1/4
BL3	3/8

Flat Fan Quick Dismantling Spray Tip



Spray Tip Type (spray angle at 3 bar)					Capacity(L/min)								
50°	65°	80°	95°	110°	0.3bar	1bar	2bar	3bar	4bar	5bar	6bar	7bar	14bar
QC5001	QC6501	QC8001	QC9501	QC11001	0.12	0.23	0.32	0.39	0.46	0.51	0.56	0.60	0.85
QC5002	QC6502	QC8002	QC9502	QC11002	0.25	0.45	0.64	0.79	0.91	1.0	1.1	1.2	1.7
QC5003	QC6503	QC8003	QC9503	QC11003	0.37	0.69	0.97	1.2	1.4	1.5	1.7	1.8	2.6
QC5004	QC6504	QC8004	QC9504	QC11004	0.5	0.92	1.3	1.6	1.8	2.0	2.2	2.4	3.4
QC5005	QC6505	QC8005	QC9505	QC11005	0.62	1.1	1.6	2.0	2.3	2.5	2.8	3.0	4.3
QC5006	QC6506	QC8006	QC9506	QC11006	0.75	1.3	1.9	2.4	2.7	3.1	3.3	3.6	5.1
QC5008	QC6508	QC8008	QC9508	QC11008	1.0	1.8	2.6	3.2	3.6	4.1	4.5	4.8	6.8
QC5010	QC6510	QC8010	QC9510	QC11010	1.2	2.3	3.2	3.9	4.6	5.1	5.6	6.0	8.5
QC5015	QC6515	QC8015	QC9515	QC11015	1.9	3.4	4.8	5.9	6.8	7.6	8.4	9.0	12.8
QC5020	QC6520	QC8020	QC9520	QC11020	2.5	4.6	6.5	7.9	9.1	10.2	11.2	12.1	17.1
QC5030	QC6530	QC8030	QC9530	QC11030	3.7	6.8	9.7	11.8	13.7	15.3	16.7	18.1	26

Full Cone Quick Dismantling Spray Tip



nozzle type	Capacity(L/min)										Spray angle		
	0.5bar	0.7bar	1.5bar	2bar	3bar	4bar	5bar	6bar	7bar	10bar	0.5bar	1.5bar	6bar
QB1	0.25	0.38	0.54	0.62	0.74	0.85	0.94	1.0	1.1	1.3	-	58°	53°
QB2	0.65	0.76	1.0	1.2	1.5	1.7	1.9	2.0	2.2	2.6	43°	50°	46°
QB3	0.98	1.1	1.6	1.9	2.2	2.5	2.8	3.1	3.3	3.9	52°	65°	59°
QB3.5	1.1	1.3	1.9	2.2	2.6	3.0	3.3	3.6	3.9	4.5	43°	50°	46°
QB5	1.6	1.9	2.7	3.1	3.7	4.2	4.7	5.1	5.5	6.5	52°	65°	59°
QB6.5	2.1	2.5	3.5	4.0	4.8	5.5	6.1	6.7	7.1	8.4	45°	50°	46°
QB10	3.3	3.8	5.4	6.2	7.4	8.5	9.4	10.2	11.0	13.0	58°	67°	61°

ordering info

26988 — 1 — D14 — PP + CT 6530 — PP

Nozzle type | clamp size | Pipe orifice Dia. | Material code | Spray Tip Type | Material code

155 — 3/8 — PP — BLQ — PP + QC 6505 — PP

Nozzle type | Inlet size | Material code | Quick Dismantling Ball type | Material code | Spray Tip Type | Material code