

NFH

Low Flow

DESIGN FEATURES

- Tungsten carbide orifice inserts for maximum wear resistance and service life
- Male connections: 1/4" NPT, BSP (R)


SPRAY CHARACTERISTICS

- Relatively coarse atomization
- Uniform distribution with tapered edges for use in overlapping sprays


Spray pattern: Flat Fan

Spray angles: 5° to 120°

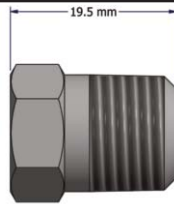
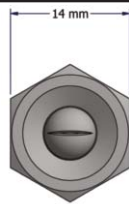
Flow rate: 0.048 to 16.6 L/min



FAN



Fan 80°



To Order: Spray Set-up Number

1/4 NFH 0.18 25 -B
pipe size series nozzle number spray angle if BSP (R) thread

NFH Flow Rates, Spray Angles and Dimensions Fan, 5° to 120° Spray Angles, 1/4" Pipe Size

| Male Pipe Size | Nozzle Number | K Factor | LITERS PER MINUTE @ BAR | | | | | | | Equivalent Orifice Dia.(mm) | Available Spray Angles | Wt. (g) |
|----------------|---------------|----------|-------------------------|-------|-------|-------|--------|--------|--------|-----------------------------|---|---------|
| | | | 2 bar | 3 bar | 4 bar | 7 bar | 30 bar | 50 bar | 70 bar | | | |
| 1/4" | NFH-0.18 | 0.018 | - | - | - | 0.048 | 0.099 | 0.127 | 0.151 | 0.18 | 5°, 10°, 15°, 20°, 25°, 30°, 33°, 40°, 50° | 42.5 |
| | NFH-0.23 | 0.029 | - | - | - | 0.077 | 0.159 | 0.205 | 0.243 | 0.23 | 5°, 10°, 15°, 20°, 25°, 30°, 33°, 40°, 50°, 65° | |
| | NFH-0.28 | 0.043 | - | - | - | 0.114 | 0.236 | 0.304 | 0.360 | 0.28 | 5°, 10°, 20°, 33°, 40°, 50°, 65°, 73° | |
| | NFH-0.33 | 0.059 | - | - | - | 0.156 | 0.323 | 0.417 | 0.494 | 0.33 | 5°, 10°, 20°, 33°, 40°, 50°, 65°, 73°, 80°, 90° | |
| | NFH-0.38 | 0.079 | - | - | - | 0.209 | 0.433 | 0.559 | 0.661 | 0.38 | 10°, 20°, 33°, 40°, 50°, 65°, 73°, 80°, 90°, 100° | |
| | NFH-0.43 | 0.100 | - | - | - | 0.265 | 0.548 | 0.707 | 0.837 | 0.43 | 10°, 20°, 33°, 40°, 50°, 65°, 73°, 80°, 90°, 100°, 110°, 120° | |
| | NFH-0.45 | 0.110 | 0.156 | 0.191 | 0.220 | 0.291 | 0.602 | 0.778 | 0.920 | 0.45 | | |
| | NFH-0.48 | 0.125 | 0.177 | 0.217 | 0.250 | 0.331 | 0.685 | 0.884 | 1.05 | 0.48 | | |
| | NFH-0.53 | 0.152 | 0.215 | 0.263 | 0.304 | 0.402 | 0.833 | 1.07 | 1.27 | 0.53 | | |
| | NFH-0.58 | 0.183 | 0.259 | 0.317 | 0.366 | 0.484 | 1.00 | 1.29 | 1.53 | 0.58 | | |
| | NFH-0.63 | 0.216 | 0.305 | 0.374 | 0.432 | 0.571 | 1.18 | 1.53 | 1.81 | 0.63 | | |
| | NFH-0.66 | 0.237 | 0.335 | 0.410 | 0.474 | 0.627 | 1.30 | 1.68 | 1.98 | 0.66 | | |
| | NFH-0.68 | 0.251 | 0.355 | 0.435 | 0.502 | 0.664 | 1.37 | 1.77 | 2.10 | 0.68 | | |
| | NFH-0.73 | 0.289 | 0.409 | 0.501 | 0.578 | 0.765 | 1.58 | 2.04 | 2.42 | 0.73 | | |
| | NFH-0.78 | 0.330 | 0.467 | 0.572 | 0.660 | 0.873 | 1.81 | 2.33 | 2.76 | 0.78 | | |
| | NFH-0.84 | 0.383 | 0.542 | 0.663 | 0.766 | 1.01 | 2.10 | 2.71 | 3.20 | 0.84 | | |
| | NFH-0.89 | 0.430 | 0.608 | 0.745 | 0.860 | 1.14 | 2.36 | 3.04 | 3.60 | 0.89 | | |
| | NFH-0.94 | 0.480 | 0.679 | 0.831 | 0.960 | 1.27 | 2.63 | 3.39 | 4.02 | 0.94 | | |
| | NFH-0.99 | 0.532 | 0.752 | 0.921 | 1.06 | 1.41 | 2.91 | 3.76 | 4.45 | 0.99 | | |
| | NFH-1.04 | 0.587 | 0.830 | 1.02 | 1.17 | 1.55 | 3.22 | 4.15 | 4.91 | 1.04 | | |
| NFH-1.09 | 0.645 | 0.912 | 1.12 | 1.29 | 1.71 | 3.53 | 4.56 | 5.40 | 1.09 | | | |
| NFH-1.14 | 0.706 | 0.998 | 1.22 | 1.41 | 1.87 | 3.87 | 4.99 | 5.91 | 1.14 | | | |
| NFH-1.19 | 0.769 | 1.09 | 1.33 | 1.54 | 2.03 | 4.21 | 5.44 | 6.43 | 1.19 | | | |
| NFH-1.24 | 0.835 | 1.18 | 1.45 | 1.67 | 2.21 | 4.57 | 5.90 | 6.99 | 1.24 | | | |
| NFH-1.29 | 0.904 | 1.28 | 1.57 | 1.81 | 2.39 | 4.95 | 6.39 | 7.56 | 1.29 | | | |
| NFH-1.32 | 0.945 | 1.34 | 1.64 | 1.89 | 2.50 | 5.18 | 6.68 | 7.91 | 1.32 | | | |
| NFH-1.35 | 0.990 | 1.40 | 1.71 | 1.98 | 2.62 | 5.42 | 7.00 | 8.28 | 1.35 | | | |
| NFH-1.40 | 1.06 | 1.50 | 1.84 | 2.12 | 2.80 | 5.81 | 7.50 | 8.87 | 1.40 | | | |
| NFH-1.45 | 1.14 | 1.61 | 1.97 | 2.28 | 3.02 | 6.24 | 8.06 | 9.54 | 1.45 | | | |
| NFH-1.50 | 1.22 | 1.73 | 2.11 | 2.44 | 3.23 | 6.68 | 8.63 | 10.2 | 1.50 | | | |
| NFH-1.55 | 1.31 | 1.85 | 2.27 | 2.62 | 3.47 | 7.18 | 9.26 | 11.0 | 1.55 | | | |
| NFH-1.57 | 1.34 | 1.90 | 2.32 | 2.68 | 3.55 | 7.34 | 9.48 | 11.2 | 1.57 | | | |
| NFH-1.60 | 1.39 | 1.97 | 2.41 | 2.78 | 3.68 | 7.61 | 9.83 | 11.6 | 1.60 | | | |
| NFH-1.65 | 1.48 | 2.09 | 2.56 | 2.96 | 3.92 | 8.11 | 10.5 | 12.4 | 1.65 | | | |
| NFH-1.70 | 1.57 | 2.22 | 2.72 | 3.14 | 4.15 | 8.60 | 11.1 | 13.1 | 1.70 | | | |
| NFH-1.75 | 1.66 | 2.35 | 2.88 | 3.32 | 4.39 | 9.09 | 11.7 | 13.9 | 1.75 | | | |
| NFH-1.80 | 1.76 | 2.49 | 3.05 | 3.52 | 4.66 | 9.64 | 12.4 | 14.7 | 1.80 | | | |
| NFH-1.83 | 1.82 | 2.57 | 3.15 | 3.64 | 4.82 | 9.97 | 12.9 | 15.2 | 1.83 | | | |
| NFH-1.85 | 1.86 | 2.63 | 3.22 | 3.72 | 4.92 | 10.2 | 13.2 | 15.6 | 1.85 | | | |
| NFH-1.91 | 1.98 | 2.80 | 3.43 | 3.96 | 5.24 | 10.8 | 14.0 | 16.6 | 1.91 | | | |

TO ORDER: specify pipe size, connection type, nozzle number, spray angle, and material.

Flow Rate (l/min) = K √bar

Spray angle performance varies with pressure.
 Contact BETE for specific data on critical applications.

Standard Materials:

Tungsten Carbide Insert, 303 Stainless Steel Housing