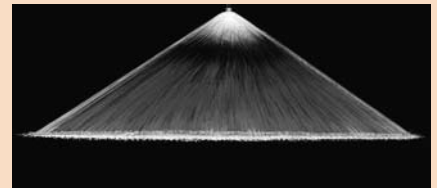


AFF



Fan 145°

Fire Protection

DESIGN FEATURES

- One-piece construction
- Clog-resistant
- Durable
- Male connection

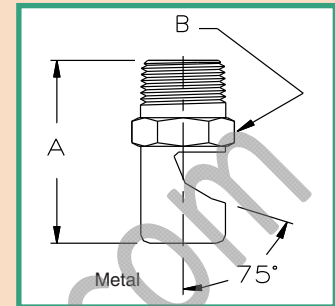
All 1/2" AFF NPT nozzles require a main line strainer designed to entrap material 1/8" and larger.

SPRAY CHARACTERISTICS

- Extra-wide flat fan spray angle
- Medium-impact spray
- Spray discharge deflected 75° from inlet axis
- Coarse atomization

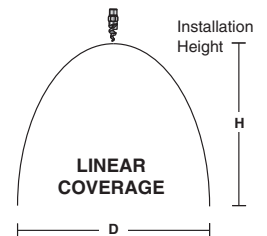
Spray pattern: Flat Fan

Flow rates: 25.3 - 263 l/min



AFF Flow Rates and Dimensions

Connection	Nozzle Number	K Factor	Pressure (bar)		Flow Rate (l/min)		Orifice (mm)	Free Passage (mm)	Dimensions (mm)		Mass (g)
			3.40	10.3	31.4	54.6			A	B	
1/2"	1.18-145	17.0	3.40	10.3	31.4	54.6	5.3	5.3	50.8	22.4	117
			3.40	10.3	44.1	76.7					
	1.66-145	23.9	3.40	10.3	44.1	76.7	6.4	6.4			
			3.40	10.3	67.3	117					
	2.53-145	36.5	3.40	10.3	67.3	117	7.9	7.9			
			3.40	10.3	89.1	155					
3/4"	3.35-145	48.3	3.40	10.3	89.1	155	8.8	8.8	66.8	35.1	345
			3.40	10.3	118	205					
	4.43-145	63.9	3.40	10.3	118	205	10.3	10.3			
			3.40	10.3	151	263					
	5.69-145	82.0	3.40	10.3	151	263	11.5	11.5			
			3.40	10.3	263						



AFF Spray Coverage Nozzle Spray Directed Vertically Down

Connection (Male Pipe Size)	Nozzle Number	Pressure (bar)	Measured Angle	Installation Height - H (m)									
				0.3	0.6	0.9	1.2	1.5	1.8	2.1	2.4	2.7	3
1/2"	1.18-145	3.4	144°	1.88	3.28	4.33	5.28	5.94	6.32	6.67	6.95	7.10	7.21
		10.3	148°	2.07	3.56	4.45	5.28	5.88	6.24	6.57	6.81	6.99	7.09
	1.66-145	3.4	140°	1.86	2.95	4.09	4.95	5.73	6.18	6.60	6.89	7.10	7.24
		10.3	141°	1.99	3.16	4.37	5.29	5.98	6.62	6.98	7.32	7.55	7.72
	2.53-145	3.4	140°	1.86	2.95	4.09	4.95	5.73	6.18	6.60	6.89	7.10	7.24
		10.3	139°	1.48	2.30	3.00	3.88	4.58	5.30	5.72	6.14	6.53	6.74
3/4"	3.35-145	3.4	139°	1.38	2.49	3.38	4.10	4.84	5.39	5.81	6.19	6.45	6.63
		10.3	128°	1.53	2.37	3.42	4.26	5.13	5.77	6.25	6.60	6.91	7.13
	4.43-145	3.4	134°	1.41	2.89	3.75	4.66	5.34	5.85	6.24	6.59	6.84	7.01
		10.3	135°	1.60	2.86	3.86	4.88	5.62	6.17	6.65	6.98	7.20	7.37
	5.69-145	3.4	136°	1.84	2.91	3.78	4.69	5.37	6.00	6.36	6.70	6.93	7.09
		10.3	135°	1.60	2.86	3.86	4.88	5.62	6.17	6.65	6.98	7.20	7.37

Standard Materials: Brass and 316 Stainless Steel.

Flow Rate (l/min) = K (BAR)^{0.50}

SPECIAL PURPOSE

TO ORDER: specify pipe size, connection type, nozzle number, and material.