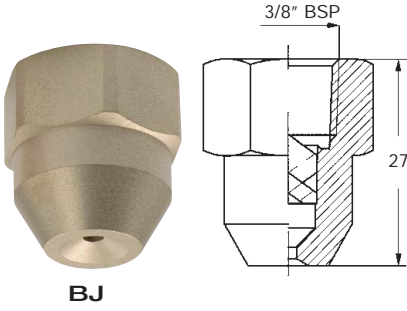
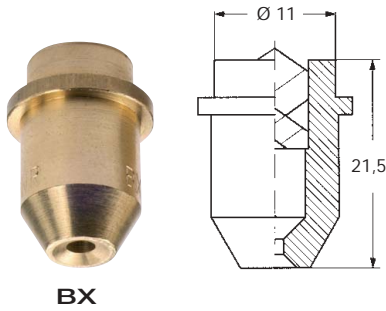


CONTINUOUS CASTING

BX / BJ



BJ



BX

FULL CONE NOZZLES / X- VANE

A typical continuous casting nozzle, available as a nozzle tip for ease of replacement or with a female thread connection if assembly on a damaged nipple is required. They offer the same design based on an X type vane as the DB series nozzles. BJ nozzles are also available, on request, in a variety of spray angles and flow rates and in different materials.

Materials T1 Brass
B1 AISI 303 Stainless steel on request

Tip Code	D mm	Nozzle capacity at different pressure values (lpm) (bar)						Spray angle (deg) at pressure (bar) values		
		1	2	3	4	5	6	1	3	6
● 1149 xx	1.2	0.91	1.25	1.49	1.72	1.90	2.11	50	50	46
● 1223 xx	1.5	1.36	1.85	2.23	2.57	2.80	3.15	65	65	49
● 1262 xx	1.6	1.59	2.14	2.62	3.02	3.30	3.70	50	50	46
● 1372 xx	2.0	2.27	3.03	3.72	4.30	4.70	5.26	65	65	59
● 1508 xx	2.3	2.95	4.07	5.08	5.86	6.10	7.18	50	50	46
● 1626 xx	2.9	4.14	5.30	6.26	7.23	8.17	8.85	60	60	55
● 1743 xx	2.9	4.91	6.29	7.43	8.60	9.70	10.5	66	67	61

X VANE

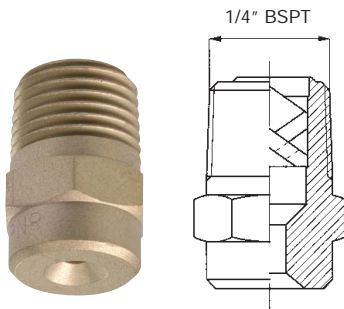


X vanes are a very popular design in steelworks as well as in many other industrial processes.

Their simple design is based on two sloping flats which induce a whirl action into the fluid going through the nozzle, and on two small slots cut into each flat to allow the full cone pattern to form.

All vanes are secured in place, so as not to leave the nozzle body in case of dimensional change by high temperature or sudden vacuum condition in the feed pipe.

DB



DB series hydraulic nozzles are widely used in the first cooling zone of continuous casting machines, with overlapping patterns to minimize temperature gradients and reduce the risk of crack formation.

Their simple two-piece construction, body and internal vane, good resistance to clogging, competitive price and short delivery times make them an excellent choice for the steelwork engineer.

Materials T1 Brass
B1 AISI 303 Stainless steel
B31 AISI 316L Stainless steel

The range of DB nozzle shown here includes the types sold more frequently in steelworks. Our range of DB full cone nozzles is much wider and is fully listed in our General Purpose Nozzles Catalog.

CODE	ANGLE
DBQ	60°
DBU	90°
DBW	120°

Tip Code	D mm	D1 mm	Nozzle flow values at different pressure values (lpm) (bar)					
			0,5	1	2	3	4	5
● 1294xx	1,8	1,3	1,2	1,7	2,4	2,9	3,4	3,8
● 1370xx	2,05	1,4	1,5	2,1	3,0	3,7	4,3	4,8
● 1470xx	2,4	1,9	1,9	2,7	3,8	4,7	5,4	6,1
● 1588xx	2,6	2,0	2,4	3,4	4,8	5,9	6,8	7,6
● 1659xx	2,7	2,0	2,7	3,8	5,4	6,6	7,6	8,5
● 1740xx	2,9	2,0	3,0	4,3	6,0	7,4	8,5	9,6
● 1835xx	3,3	1,9	3,4	4,8	6,8	8,4	9,6	10,8
● 1940xx	3,3	1,9	3,8	5,4	7,7	9,4	10,9	12,1
● 2105xx	3,6	2,3	4,3	6,1	8,6	10,6	12,2	13,7